

iShares UK Dividend UCITS ETF GBP (Dist) | IUKD

Performance History

30/06/2023

Growth of 1,000 (GBP)

Advanced Graph



Category: UK Equity Income

Category Benchmark: FTSE AllSh TR GBP

Key Stats

Closing Price 03/07/2023	GBX 660.90
Day Change	0.54%
Morningstar Category™	<u>UK Equity Income</u>
Volume	257906
Exchange	LONDON STOCK EXCHANGE, THE
ISIN	IE00B0M63060
Fund Size (Mil) 30/06/2023	GBP 833.38
Share Class Size (Mil) 30/06/2023	GBP 833.38
Ongoing Charge 25/01/2023	0.40%

Morningstar Research

[Click here to read this analyst report on the underlying fund.](#)

Sustainability ⓘ

Sustainability Rating

Corporate Sustainability Contribution

100%

Sovereign Sustainability Contribution

0%

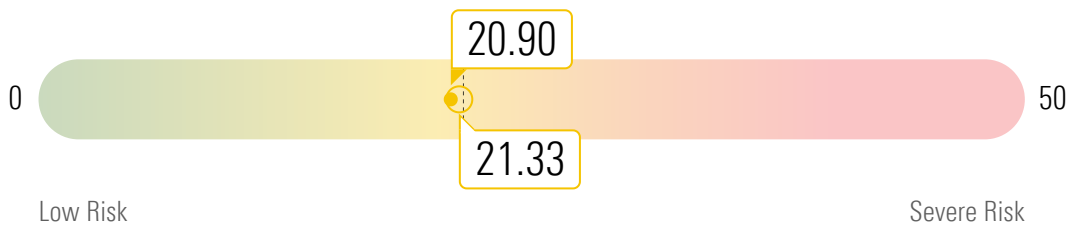
Number of Investments in Global Category

433

Sustainable Investment

No

Corporate Sustainability Score • Historical ○ Current ▤ Global Category Average (Historical)



Sovereign Sustainability Score • Historical ○ Current ▤ Global Category Average (Historical)



Corporate ESG Pillars (lower scores = lower risk)

6.05
Environmental

8.85
Social

6.43
Governance

0.00
Unallocated

Current Sustainability Score based on 99.63% of Corporate AUM and 100.00% of Sovereign AUM | Global Category: UK Equity Large Cap | Sustainability Score and Sustainability Rating as of 30 Apr 2023

iShares UK Dividend UCITS ETF GBP (Dist)|ISIN:IE00B0M63060|Not Disclosed|BlackRock Asset Management Ireland - ETF|...
 Category: UK Equity Large Cap | Sustainability Score and Sustainability Rating as of 30 Apr 2023.
 Portfolio as of 30 Apr 2023. Sustainability provides issuer-level ESG Risk analysis used in the calculation of Morningstar's Sustainability Score. Sustainable Investment Mandate information is derived from the fund prospectus.

Investment Objective: iShares UK Dividend UCITS ETF GBP (Dist) | IUKD

The investment objective of this Fund is to provide investors with a total return, taking into account both capital and income returns, which reflects the return of the FTSE UK Dividend + Index. In order to achieve this investment objective, the investment policy of the Fund is to invest in a portfolio of equity securities that as far as possible and practicable consist of the component securities of the FTSE UK Dividend + Index, this Fund's Benchmark Index. The Fund intends to replicate the constituents of the Benchmark Index by holding all the securities comprising the Benchmark Index in a similar proportion to their weightings in the Benchmark Index.

Returns		Management	
Trailing Returns (GBP)	30/06/2023	Manager Name	Start Date
YTD	-3.59	Not Disclosed	04/11/2005
3 Years Annualised	10.50	Inception Date	04/11/2005
5 Years Annualised	-0.49		
10 Years Annualised	3.00		
<hr/>			
12 Month Yield	6.09		
Dividend Paying Frequency	Quarterly		

Category Benchmark

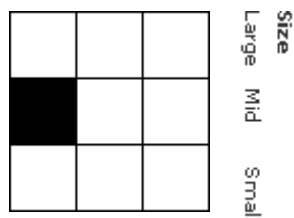
Fund Benchmark	Morningstar Benchmark
FTSE UK Dividend Plus NR GBP	FTSE AllSh TR GBP

Portfolio Profile for iShares UK Dividend UCITS ETF GBP (Dist) | IUKD

29/06/2023

Morningstar Style Box®

Equity Style



Asset Allocation

	% Long	% Short	% Net Assets
Stock	98.40	0.00	98.40
Bond	0.00	0.00	0.00
Property	0.00	0.00	0.00
Cash	1.20	0.00	1.20
Other	0.39	0.00	0.39

Value Blend Growth

Style

Top 5 Regions	%	Top 5 Sectors	%
United Kingdom	99.33	Financial Services	30.90
Africa	0.38	Consumer Defensive	16.57
Middle East	0.29	Basic Materials	12.38
United States	0.00	Utilities	10.38
Canada	0.00	Consumer Cyclical	9.47

Top 5 Holdings	Sector	%
Rio Tinto PLC Registered Shares	Basic Materials	4.94
HSBC Holdings PLC	Financial Services	4.94
British American Tobacco PLC	Consumer Defensive	4.63
Imperial Brands PLC	Consumer Defensive	3.97

Vodafone Group PLC

 Communication Services

3.96

 Increase  Decrease  New since last portfolio

iShares UK Dividend UCITS ETF GBP (Dist) | IUKD

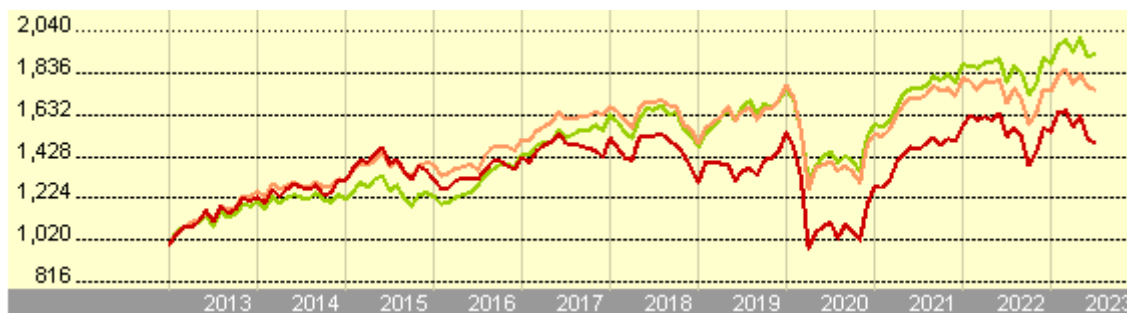
Growth Of 1000 (GBP)

30/06/2023

Fund: iShares UK Dividend UCITS ETF GBP (Dist) | IUKD

Category: UK Equity Income

Category Index: FTSE AllSh TR GBP



Annual Returns (GBP)

30/06/2023

	2016	2017	2018	2019	2020	2021	2022	30/06
Price Return	8.39	6.74	-14.41	18.73	-17.07	23.18	-1.81	-3.59
+/- Category	-0.37	-3.99	-3.86	-0.22	-4.52	5.37	1.63	-3.96
+/- Category Index	-8.36	-6.35	-4.94	-0.44	-7.26	4.86	-2.14	-6.19
% Rank in Category	46	84	86	64	88	17	51	92

Trailing Returns (GBP)

30/06/2023

	Total Returns	+/- Category	+/- Category Index
1 Day	0.54	0.09	0.51
1 Week	0.70	-0.03	-0.58
1 Month	-1.23	-0.43	-0.02
3 Months	-5.02	-3.44	-4.17
6 Months	-3.59	-4.04	-4.83
YTD	-3.59	-4.04	-6.23
1 Year	-2.08	-6.40	-10.03
3 Years Annualised	10.50	1.83	0.50
5 Years Annualised	-0.49	-1.96	-3.73
10 Years Annualised	3.00	-2.12	-2.90

Category: UK Equity Income

Category Index: FTSE AllSh TR GBP

Quarterly Returns (GBP)

30/06/2023

	Quarter 1	Quarter 2	Quarter 3	Quarter 4
2023	1.51	-5.02	-	-
2022	2.82	-5.97	-9.22	11.87
2021	9.26	4.60	1.36	6.34
2020	-36.34	12.61	-4.14	20.68
2019	7.23	-2.74	4.01	9.44
2018	-7.12	8.43	-3.15	-12.25

Morningstar Rating™(Relative to Category)

31/05/2023

	Morningstar Return	Morningstar Risk	Morningstar Rating™
3-Year	Above Average	Above Average	★★★★★
5-Year	Below Average	High	★★
10-Year	Low	High	★
Overall	Below Average	High	★★

Category : UK Equity Income

[Click here to see our Methodology](#)

Volatility Measurements

30/06/2023

3-Yr Std Dev	17.74 %	3-Yr Sharpe Ratio	0.58
3-Yr Mean Return	12.15 %		

Modern Portfolio Statistics

30/06/2023

30/06/2023

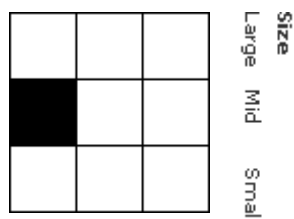
	Standard Index	Best Fit Index
	FTSE AllSh TR GBP	FTSE AllSh Ex Investment Trust TR GBP
3-Yr Beta	1.30	1.28
3-Yr Alpha	-1.68	-1.11

Investment Style Details

29/06/2023

Morningstar Style Box®

Equity Style



Value Blend Growth

Style

Size

Average Mkt Cap (Mil) GBP 14723

Rel to Cat

-

Market Capitalisation

% of Equity

Giant	10.69
Large	34.78
Medium	47.88
Small	6.65
Micro	0.00

Valuations and Growth Rates

Equity Portfolio

Relative to Category

Price/Prospective Earnings	9.13	0.90
Price/Book	1.15	0.79
Price/Sales	0.89	1.12
Price/Cash Flow	4.16	0.78
Dividend-Yield Factor	7.78	1.52
Long-Term Projected Earnings Growth	6.07	0.43
Historical Earnings Growth	14.27	1.10
Sales Growth	7.18	1.01
Cash-Flow Growth	9.78	1.57

Book-Value Growth

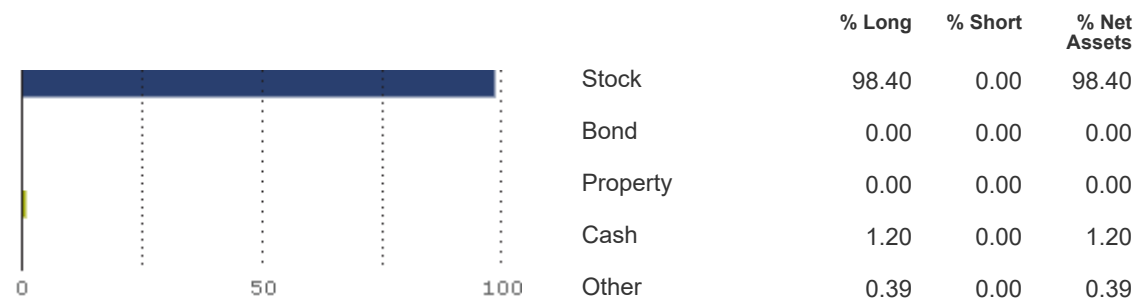
3.25

0.73

Category: UK Equity Income

Asset Allocation

29/06/2023



World Regions

29/06/2023

	% of Equity	Relative to Category
United States	0.00	0.00
Canada	0.00	0.00
Latin America	0.00	0.00
United Kingdom	99.33	1.13
Eurozone	0.00	0.00
Europe - ex Euro	0.00	0.00
Europe - Emerging	0.00	-
Africa	0.38	2.25
Middle East	0.29	7.32
Japan	0.00	0.00
Australasia	0.00	0.00
Asia - Developed	0.00	0.00
Asia - Emerging	0.00	0.00

Category: UK Equity Income

Sector Weightings

29/06/2023

	% of Equity	Relative to Category
Basic Materials	12.38	1.87
Consumer Cyclical	9.47	0.95
Financial Services	30.90	1.41
Real Estate	4.32	2.10
Consumer Defensive	16.57	1.19
Healthcare	3.06	0.35
Utilities	10.38	1.98
Communication Services	4.02	0.72
Energy	6.76	0.87
Industrials	2.15	0.14

Category: UK Equity Income

Top 10 Holdings

29/06/2023

Portfolio NEW

Total Number of Equity Holdings	50
Total Number of Bond Holdings	0
Assets in Top 10 Holdings	40.02

Name	Sector	Country	% of Assets
Rio Tinto PLC Registered Shares		United Kingdom	4.94
HSBC Holdings PLC		United Kingdom	4.94
British American Tobacco PLC		United Kingdom	4.63
Imperial Brands PLC		United Kingdom	3.97
Vodafone Group PLC		United Kingdom	3.96
Legal & General Group PLC		United Kingdom	3.84
National Grid PLC		United Kingdom	3.73
Schroders PLC		United Kingdom	3.47
Anglo American PLC		United Kingdom	3.27
SSE PLC		United Kingdom	3.27

Increase Decrease New since last portfolio

Category: UK Equity Income

Management

Name of Company	BlackRock Asset Management Ireland - ETF	Domicile	Ireland
Phone	-	Legal Structure	Open Ended Investment Company
Website	www.blackrock.com	UCITS	Yes
Address	1st Floor Dublin D04 YW83 Ireland	Inception Date	04/11/2005
		Fund Advisor(s)	BlackRock Advisors (UK) Limited

Fund Manager Not Disclosed

Manager Start Date 04/11/2005

Fees and Expenses

Sales Charges (Maximum)		Annual Charges	
Max Initial Charge	n/a	Max Annual Management Charge	0.40%
Max Exit Charge	n/a	Ongoing Charge	0.40%

Purchase Details

Minimum Investments

Initial	-
Additional	-
Savings	-

Tax Free Savings Schemes

ISAs

No